



THE ART & SCIENCE OF



.....

*Camber Technology **COMBINES COMPLEX CURVES ON BOTH SURFACES** of the lens to provide excellent vision correction. The unique, **CONTINUOUSLY CHANGING SURFACE CURVATURE** of the specially designed lens blank allows expanded reading zones with improved peripheral vision. When combined with a **SOPHISTICATED BACK SURFACE DIGITAL DESIGN**, both surfaces work together to accommodate an expanded Rx range, offer better cosmetics (flatter) for many prescriptions, and yield user-preferred near vision performance.*

.....



DAVID RIPS
PRESIDENT AND CEO
YOUNGER OPTICS

INTRODUCING THE LATEST ADVANCEMENT IN DIGITAL LENSES

Digital processing is perhaps the most significant and exciting technological development our industry has seen in recent years. While there are many advantages to this technology, there are also some optical design issues which need to be considered. I believe Camber both addresses these optical issues and takes advantage of all the flexibility digital surfacing has to offer.

There is an old saying: "Sometimes one must travel far to find that which is near." This is certainly true with Camber, which at its core revisits the importance of matching Rx power with a corresponding, optically-appropriate base curve.

By utilizing the power of complex curves on both surfaces of the lens, Camber seems to offer something for everyone. Better optics, cosmetics, improved near and widened distance zones—Camber is truly a breakthrough for the laboratory, eyecare professional, and most importantly, the patient.

Younger Optics' nearly 60 years of success is based on true innovation. Camber represents a breakthrough in combining the advances brought about by new equipment technology leading to digital processing, combined with advanced optical design built into the Camber blank.

*David Rips,
President and CEO
Younger Optics*



DISCOVER WIDE OPEN FIELDS



ADVANCED CURVE TECHNOLOGY

FOR PROGRESSIVE RX WEARERS

PAGES 4-5

THE CAMBER **CONCEPT**

THE TRUTH ABOUT BASE CURVE

Learn why base curve matters, and where it can be improved in free-form progressive lenses.

PAGES 6-7

THE CAMBER **LENS BLANK**

FRONT SURFACE INNOVATION

See how Camber's patented variable base curve technology is better for free-form progressives.

PAGES 8-9

THE CAMBER **FINISHED LENS**

A COMBINATION OF COMPLEX CURVES

See how the unique Camber lens blank combines with Camber's complex back surface computation to create a state-of-the-art digital progressive like no other.

PAGE 10

THE CAMBER **RESULTS**

A WEARER COMPARISON STUDY

See the benefits that wearers reported in a double-blind comparison trial.

THE TRUTH ABOUT BASE CURVE

*Rapidly evolving technology is bringing exciting changes to the industry, but sometimes significant advancements can be achieved by simply going back to basics. Base curve, a commonly overlooked but essential property of a lens blank, is at the forefront of Camber's patented new front surface technology. To fully appreciate the benefits of Camber lenses, one must recall a fundamental principle of optics: **For every lens power, there is an ideal base curve.***

Almost every ECP is familiar with the Tscherning Ellipse below, which indicates the two lens base curves that are optically ideal for each dioptric power. The top curve represents Wollaston's 1804 calculation. The bottom curve represents the flatter, more practicable calculation introduced by F. Ostwalt in 1898, which became the basis for standardized lens base curves. Though modern base curve recommendations are slightly flatter due to cosmetic preference, Ostwalt's calculation is still recognized as optically ideal. [FIGURE 4.1]

When the power of a lens is paired with its ideal base curve, the wearer enjoys clearer vision with minimal

oblique astigmatism. When the base curve falls outside the ideal range for a given power, the wearer's off-axis visual acuity diminishes precipitously. The further the base curve is from the calculated ideal, the more rapid the reduction of off-axis acuity. [FIGURE 5.1]

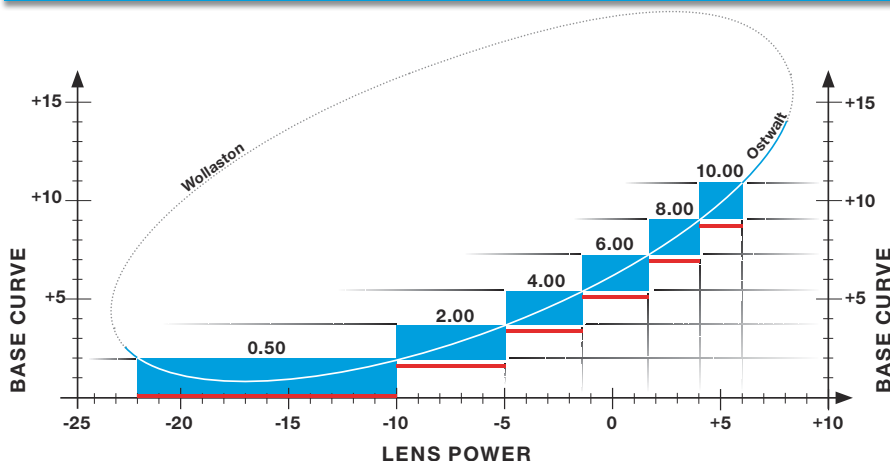
This has increased implications in a progressive lens, because the reading zone can only be accessed at an oblique angle. If the base curve is poorly matched, the patient may experience an abrupt drop-off in acuity in the reading area. Patients with high add prescriptions are even more likely to feel confined by this limitation.

Digital lens technology has allowed labs to create progressive lenses out of single vision lens blanks. But pairing lens power to ideal base curve in this situation is complicated — and compromises are inevitable.

A progressive lens has many powers, hence it has many ideal base curves, increasing in diopter from top to bottom. The distance zone power calls for a flatter base curve, while the near zone power calls for a steeper base curve. [FIGURE 5.2] However, when a free-form progressive lens is processed from a single-vision lens blank, the various powers must share a single base curve, one that may not be ideal for the near zone.

The Camber lens offers an elegant solution that represents the next step in digital progressive technology. In the following pages, we'll show you a new wave of front curve technology that offers wearers spacious, more comfortable fields of vision, in both the distance zone and reading area.

FIGURE 4.1 TSCHERNING ELLIPSE



POWER TO BASE CURVE

Standardized lens bases were designed to span the range of dioptric powers that conforms to Ostwalt's equation (blue rectangles).

Modern base curves have shifted downward, due to cosmetic preference for flatter lenses (red lines).

FIGURE 5.1 THE IMPORTANCE OF PAIRING LENS POWER TO ITS IDEAL BASE CURVE

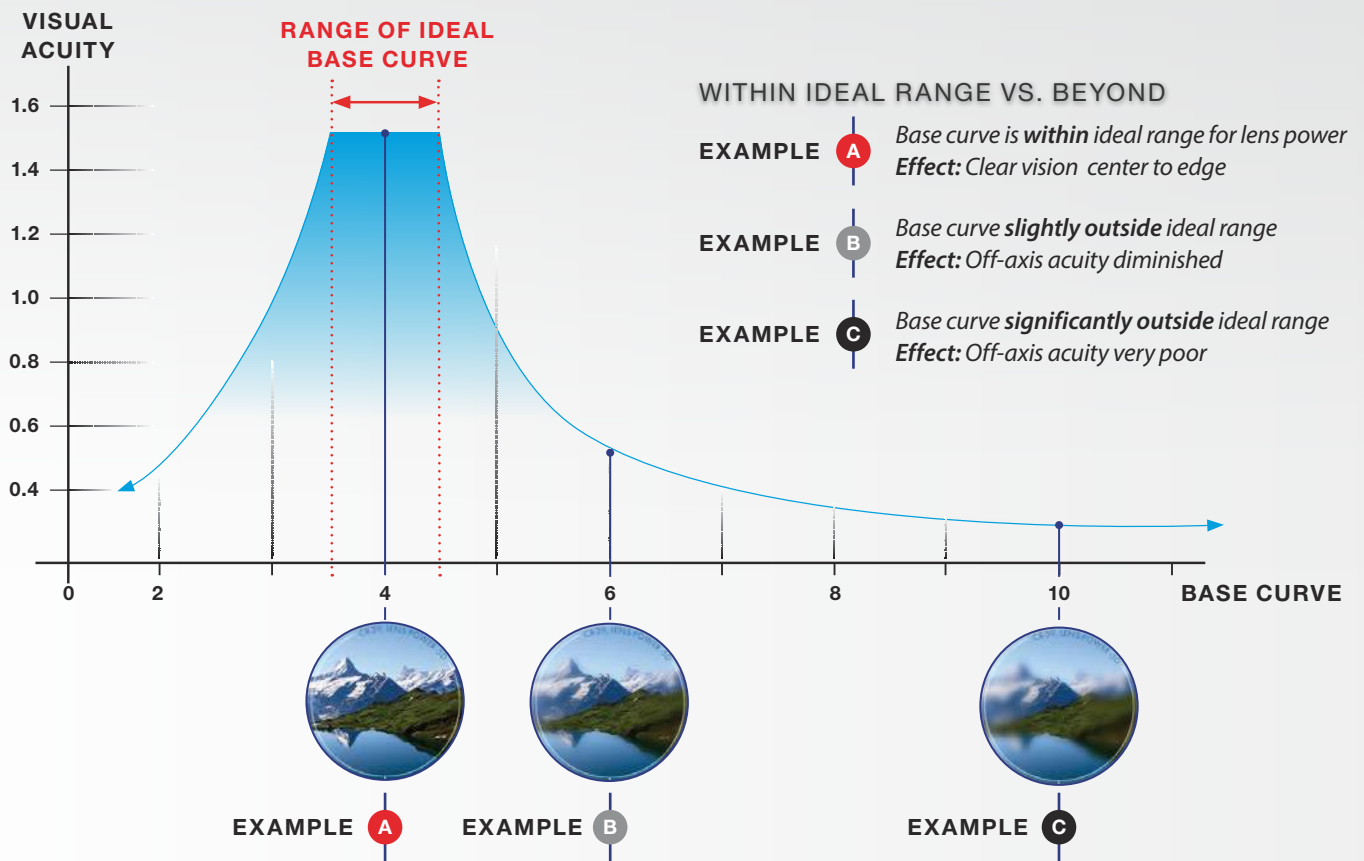
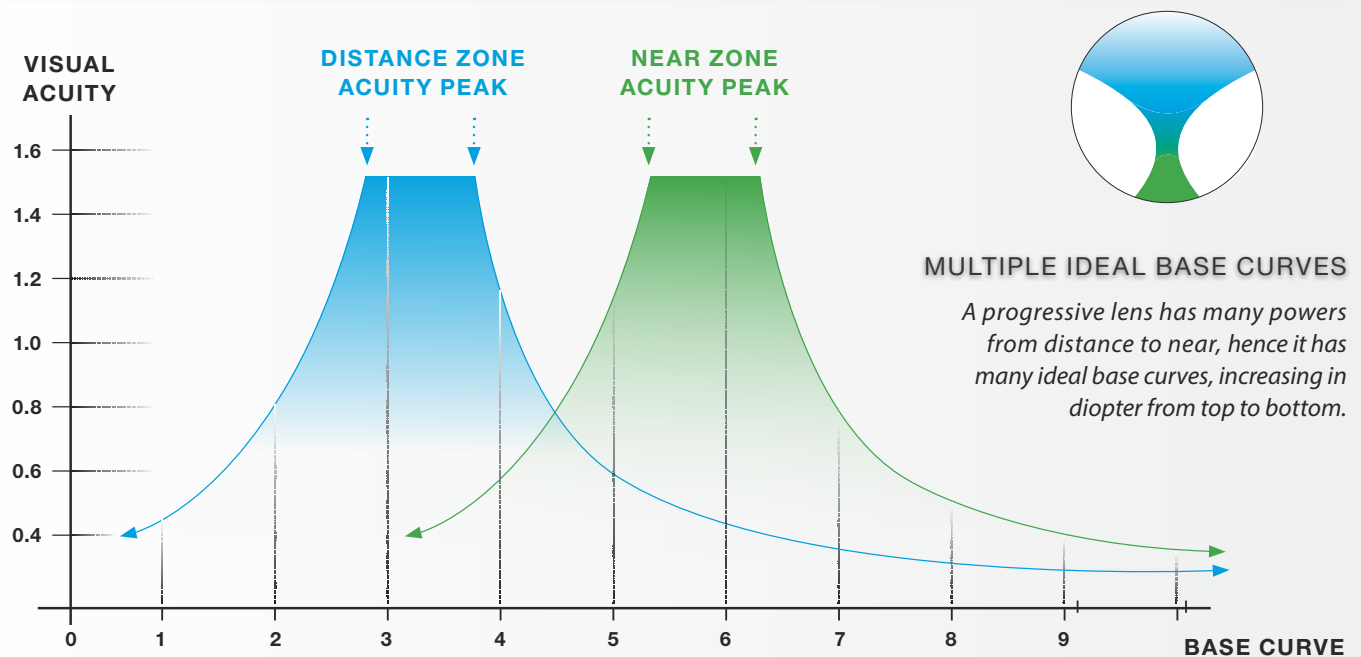


FIGURE 5.2 PROGRESSIVE LENSES: MANY POWERS FROM DISTANCE TO NEAR



FRONT SURFACE INNOVATION

The Camber lens blank features a variable base curve — a new front surface innovation that provides the optically ideal base curve in all viewing zones.

Each Camber lens blank comes from a section of the “Elephant’s Trunk” curve, creating a unique variable base curve front surface that continually increases in diopter from top to bottom. **[FIGURE 6.1]** This improved front surface profile gives each viewing zone a base curve that is well-suited to its function.

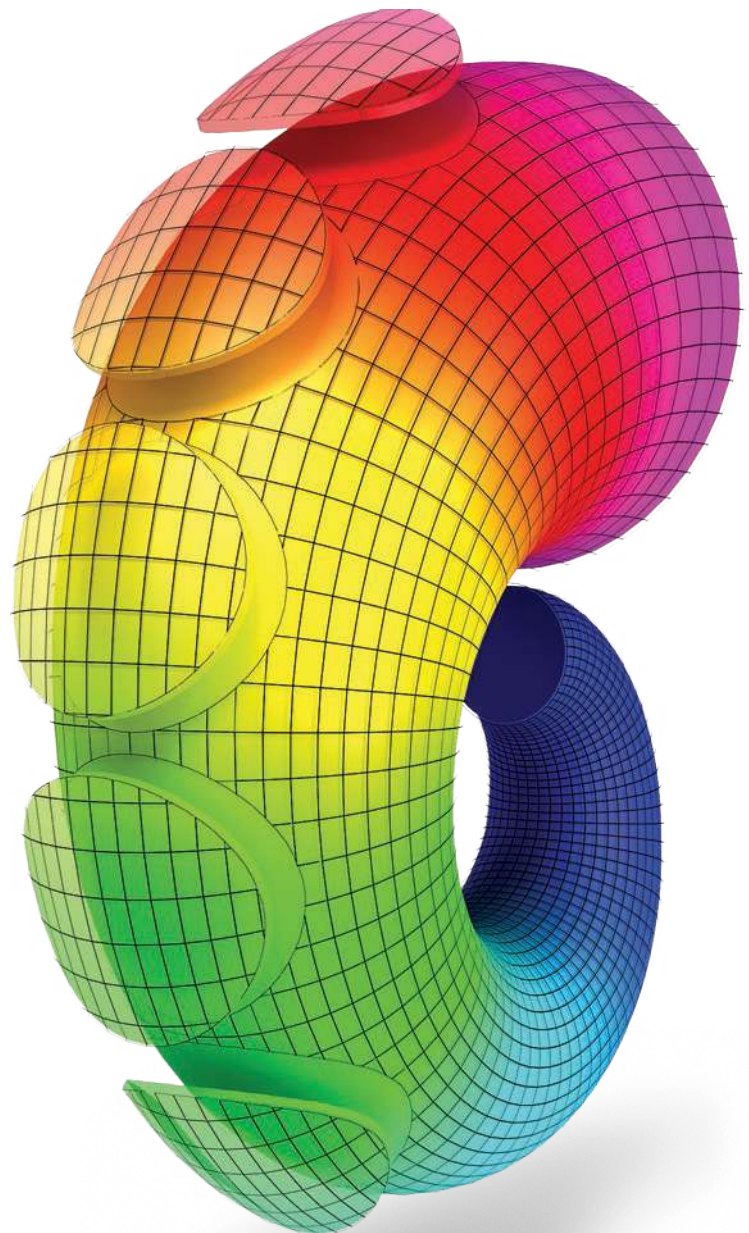
From the top of the lens blank to the bottom, the base curve increases up to three diopters. This “stacking of the spheres” is a totally new idea, unique to Camber lenses. **[FIGURE 7.2]**

This new front surface innovation provides benefits to wearers in both the distance and near zones. Wearers enjoy noticeably increased acuity in the periphery of the distance zone, as well as a reading area that is more comfortable and easier to find with the eye.

Digital lens design gives optical designers a lot of power to create lenses that are customized to each patient. But when a progressive lens is made from a single vision lens blank, the uniform front curve creates optical problems that lens designers must digitally correct. Rather than focusing every design decision on achieving a fully personalized lens, some of the design power must go toward “compensation correction.” **[FIGURE 7.3]**

Camber’s new variable base curve technology reduces the need for compensation correction, allowing more digital design power to be used to refine and customize the design for each individual eye.

FIGURE 6.1 ELEPHANT’S TRUNK CURVE



VARIABLE BASE CURVE

The radius of the blank continually decreases from top to bottom.

FIGURE 7.1 COMPARE FRONT SURFACES

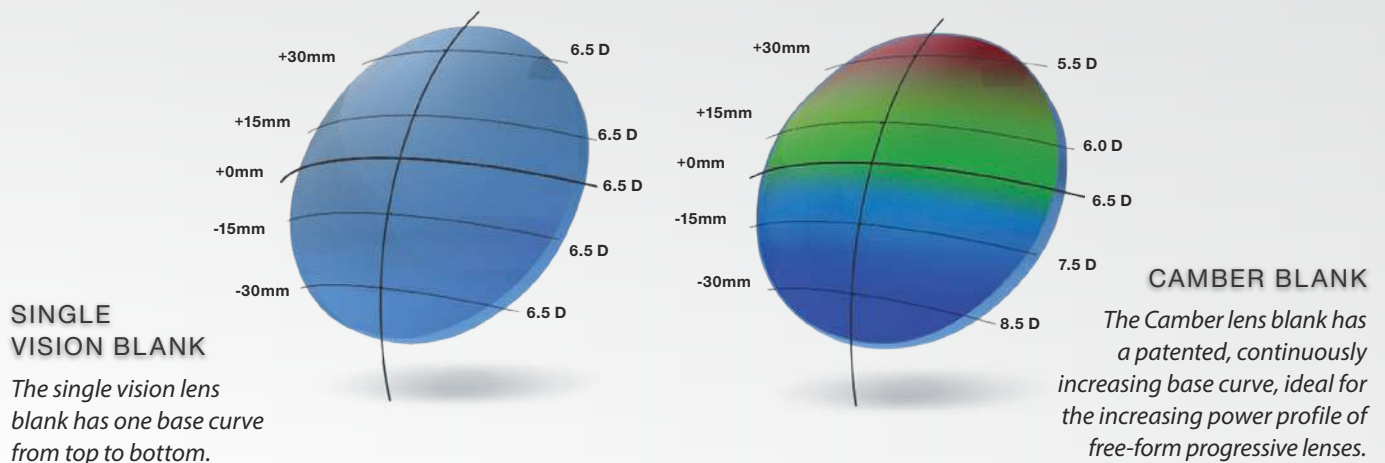


FIGURE 7.2 STACKING OF THE SPHERES

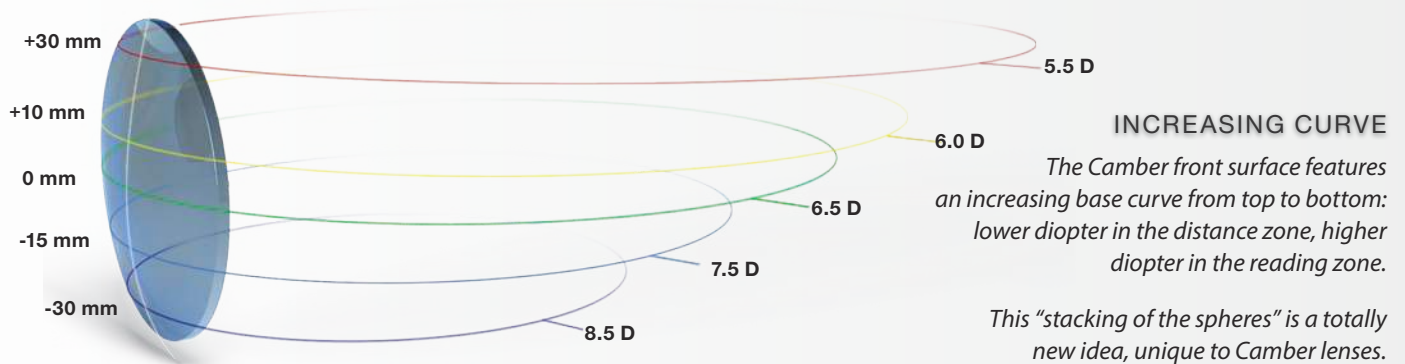
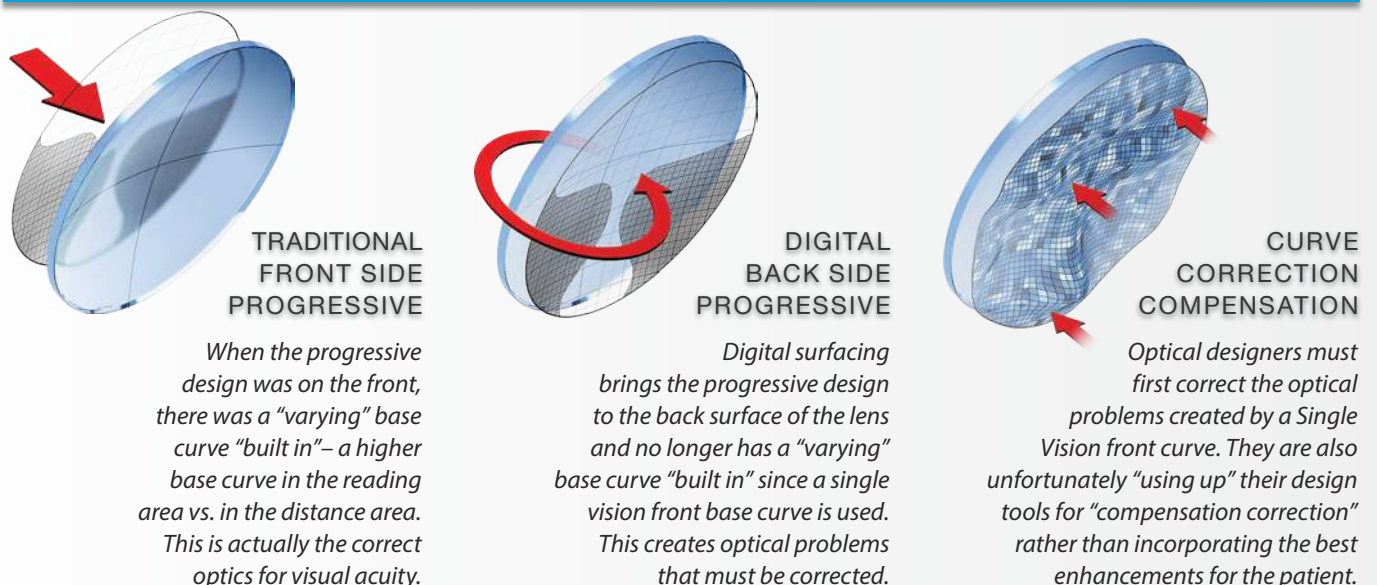


FIGURE 7.3 COMPENSATION VS. PERSONALIZATION



MERGING COMPLEX CURVES

With Camber lenses, the innovative lens blank is only the beginning. When the unique front surface is combined with a sophisticated back-side digital design, both surfaces work together to become the Camber finished lens. The following is an introduction to the three essential components of a Camber finished lens.

THE CAMBER BLANK W/ VARIABLE BASE CURVE

The Camber lens blank improves on the single vision lens blank, by offering a continuously increasing base curve that is better suited for progressive prescriptions. (More on pages 6 and 7.)

THE CAMBER RX DESIGN COMPUTATION

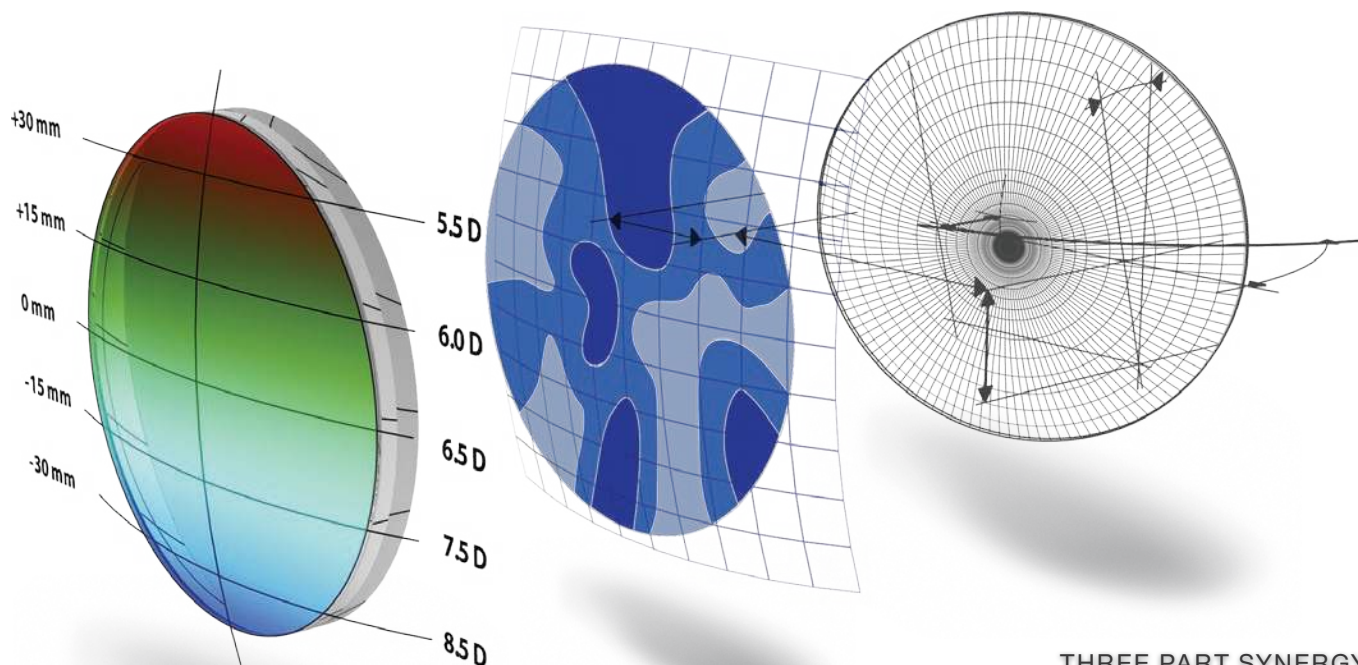
The state-of-the-art, digitally designed back surface of the lens is calculated in mutual accord with the unique Camber variable base curve. The Camber Rx design computation was developed

by IOT, an international digital design firm that has been steadily gaining recognition in the industry.

THE INDIVIDUALIZATION PARAMETERS

The Rx Design Computation is further enhanced, when desired, by a complete set of individualization parameters that take into consideration the unique attributes of the frame and the preferences of the wearer. The result is a finished lens that is comprehensively customized for each individual patient.

FIGURE 8.1 COMPONENTS OF A CAMBER LENS



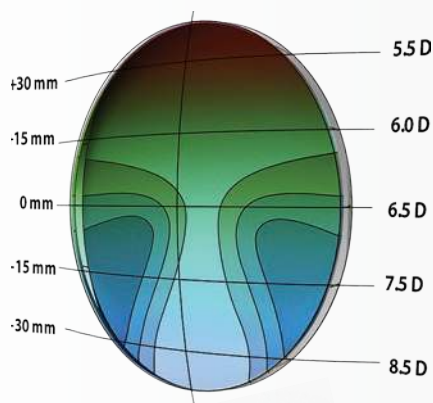
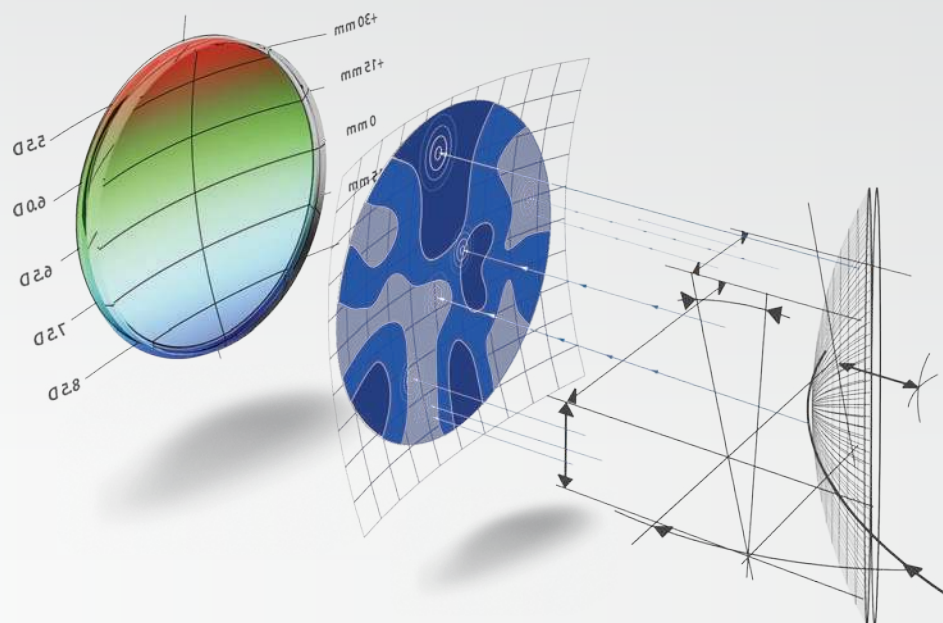
THREE PART SYNERGY

The Camber finished lens is made up of three essential components: The Camber blank, the Rx Design computation, and the individual wearer's custom parameters

FIGURE 9.1 A COMBINATION OF COMPLEX CURVES CREATES CAMBER RX

HIGH-END DIGITAL PROCESSING

Once the Individualization Parameters are embedded into the Camber Rx Design Computation, the enhanced back surface design is processed into the Camber lens blank.



THE COMBINATION OF FRONT AND BACK SURFACES CREATES PROGRESSIVE RX

The combination of the Camber variable base curve front surface and the enhanced digital back surface design creates the Camber finished lens, an advanced digital progressive lens that provides remarkable visual acuity in every viewing zone.

AN ADVANCED LENS LIKE NO OTHER

Camber finished lenses give wearers an outstanding visual experience, with spacious reading zones, improved peripheral vision, an expanded Rx range, better-looking lenses in many prescriptions, and user-preferred near vision performance.



WEARER COMPARISON STUDY

In a double-blind study, test wearers compared conventional single vision blanks with Camber blanks, each processed with exactly the same digital progressive design.

STUDY PROCEDURE:

- Test wearers wore each pair of glasses for the duration of one week, but were not aware of which lenses they were wearing for the entirety of the study.
- Both pairs of lenses were of identical material and base curve, and mounted in the same frame.
- Wearers were surveyed about their experience with the lenses after testing them both.



TEST LENS A
(PROCESSED FROM
SINGLE VISION LENS BLANKS)



TEST LENS B
(PROCESSED FROM
CAMBER LENS BLANKS)

“DOUBLE-BLIND” RESEARCH
To prevent bias, neither the wearers nor study administrators are aware of which lenses are being tried during either week.

RESULTS OF WEARER STUDY



100%
WEARERS REPORTED:

**NEAR ZONE
EASIER TO FIND**

WITH CAMBER LENSES



83%
WEARERS REPORTED:

EASIER ADAPTATION

WITH CAMBER LENSES



94%
WEARERS REPORTED:

**NEAR VISION QUALITY
EQUAL OR BETTER**

WITH CAMBER LENSES

HIERARCHY OF IMPORTANCE

FOR MAKING A SUCCESSFUL PROGRESSIVE RX

There is a lot of confusion in our industry about which parameters are the most important towards supplying a successfully dispensed RX progressive. Not surprisingly, those items directly controlled by the ECP are still the most important! Base curve and lens index material play a role more important than factors such as customization and individualization.

MOST IMPORTANT

Proper refraction
Fitting Height
PD Measurement

IMPORTANT

Base Curve Selection
Design of Progressive
Corridor Length
Index of Lens Material

NICE TO HAVE

Customization
Individual Wearer's
Parameters



ADVANCED CURVE TECHNOLOGY

FOR PROGRESSIVE RX WEARERS



HOW CAMBER LENSES BENEFIT OPTICIANS AND LABS

SUPERIOR OPTICS

Wide open fields of vision

CONVENIENT STOCKING

Small number of blanks in stock,
just like SV blanks

PREMIUM TECHNOLOGY

Feel confident that the product you are
dispensing is as technologically advanced
as any lens on the market

STANDARD PROCESSING

Processing similar to standard digital
progressives

EASIER FRAME SELECTION

Higher base curve prescriptions have fewer
frame limitations

BETTER LOOKING

More cosmetically appealing front curve for
many high plus and high add prescriptions



HOW CAMBER LENSES BENEFIT PATIENTS

BETTER VISION

In all zones, compared to SV Blank

LATEST TECHNOLOGY

Camber's two-surface design is unique
and patented

FULLY CUSTOMIZABLE

Every variable that affects vision can be
individualized to patient

IMPROVED READING AREA

More spacious, easier to find with the eye

EASIER ADAPTATION

Study shows quicker adaptation for most
wearers

WEARERS PREFER CAMBER

Study shows more wearers preferred lenses
made from Camber blanks to lenses made
from single vision blanks



MATERIALS AND STYLES

	CLEAR	NUPOLAR® GRAY & BROWN	TRANSITIONS® SIGNATURE VII GRAY & BROWN
HARD RESIN	●	●	●
POLYCARBONATE	●	●	●
TRILOGY® TRIVEX®	●		●
1.60 HI-INDEX	●	●	●
1.67 HI-INDEX*	●	●	●

*HIGH INDEX AVAILABLE SEPT 2013



BASE CURVES

ALL MATERIALS & STYLES LISTED ABOVE ARE
AVAILABLE IN ALL BASE CURVES

0.50	2	3	4	5	6	7	8
------	---	---	---	---	---	---	---

**YOUNGER
OPTICS** 
The Optical Lens Innovators

2925 California Street,
Torrance, CA 90503
United States
youngeroptics.com

LARAMY-K OPTICAL

AN UNCUT ABOVE THE REST

1107 E Hillcrest Ave.
Indianola, IA 50125
(800) 525-1274
www.laramyk.com

CAMBER IS A TRADEMARK OF YOUNGER MFG. CO.

NuPolar and Trilogy are registered trademarks of Younger Mfg. Co. Trivex is a registered trademark of PPG Industries Ohio, Inc.

Transitions and the swirl are registered trademarks and Transitions Signature is a trademark of Transitions Optical, Inc., Pinellas Park, FL 33782 USA